

## 3.3. Specifications for Artwork and Stickers

When supplying ready-made artwork we ask you to comply with the following specifications:

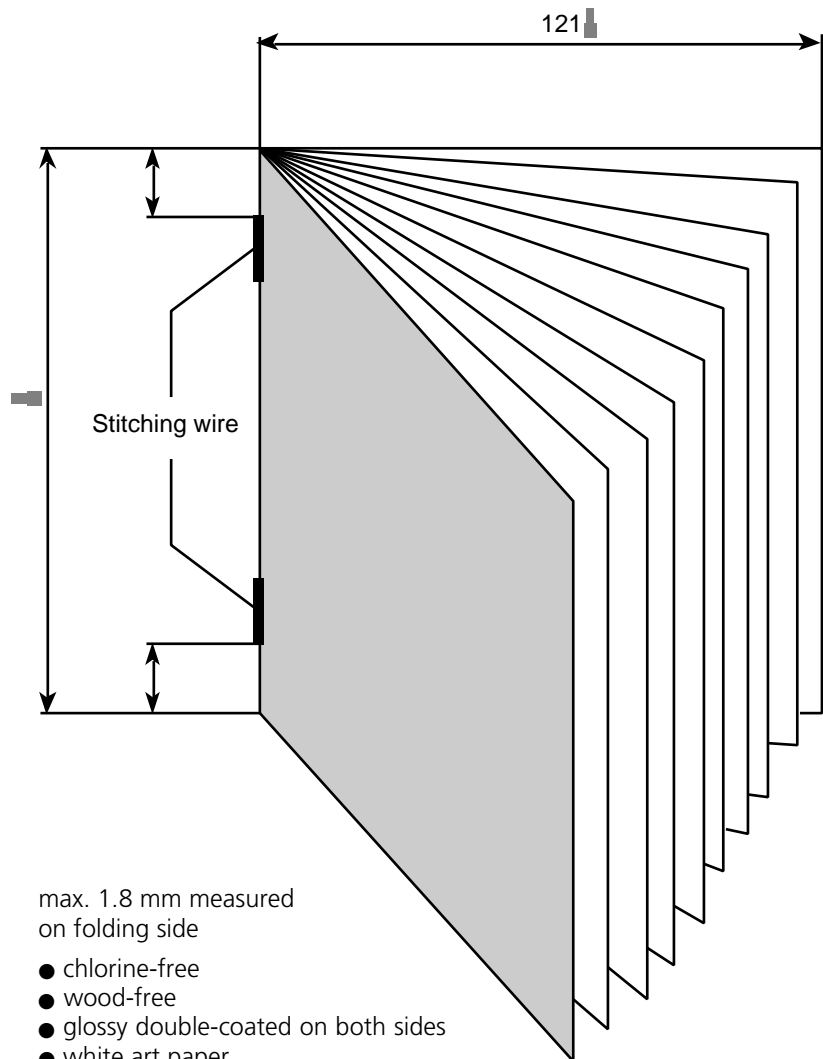
### Booklet

Validity for machine processing of the following standard packagings:

- Jewel Case
- Multiset of 2-7 CDs
- Brilliant Box

Cover sheet (mm)*	Interior Sheet (mm)*	Number of <b>interior</b> pages to be printed	Number of <b>cover sheet</b> pages to be printed	Maximum number of pages to be <b>printed</b>
0,15	0,08	36	4	40
0,15	0,07	40	4	44
0,15	0,06	48	4	52
0,15	0,05	56	4	60

\*Paper thickness



All dimensions in mm

Thickness:

max. 1.8 mm measured on folding side

Paper:

- chlorine-free
- wood-free
- glossy double-coated on both sides
- white art paper

Cover page:

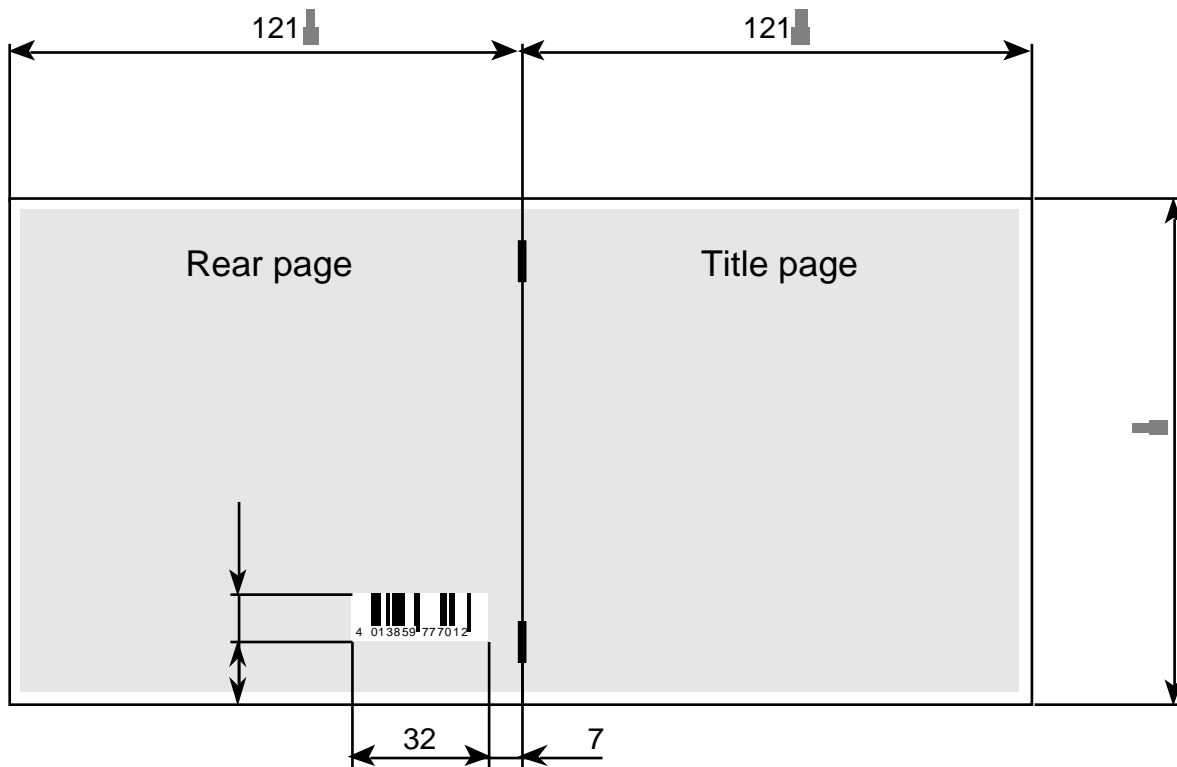
- min. 160 g/m<sup>2</sup> - 180 g/m<sup>2</sup>

Condition at time of supply:

- upright in sleeve (see fig. page 40)

## Position specifications for barcode (booklet)

- **Barcode types:** UPC/EAN128, Code 39, CODABAR, 2/5 Industrial
- **Position:** back, right, horizontal (see drawing)
- **Barcode height:** min. 11 mm



All dimensions in mm

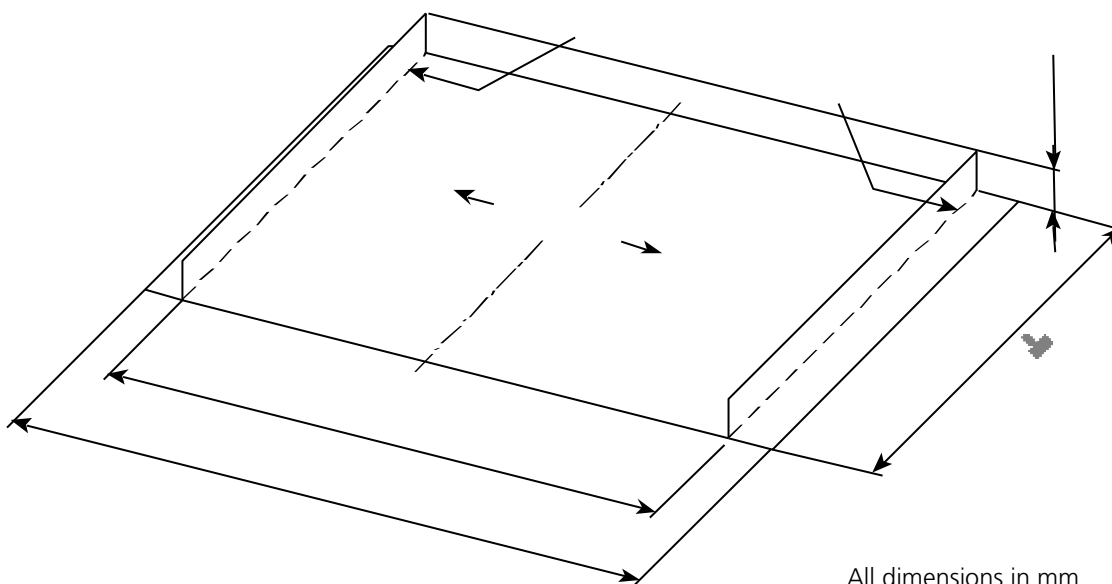
## Specifications for Artwork

### Inlay Cards

Validity for machine processing of the following standard packagings:

- Jewel Case
- Multisets of 2-7 CDs
- Brilliant Box

Measuring condition: flat



Paper:

- chlorine-free
- wood-free
- glossy double-coated on both sides
- white art paper

Cover page: ● 160 g/m<sup>2</sup> - 180 g/m<sup>2</sup>

Condition at time of supply: upright in sleeve (see fig. page 40)

Note: With inlay cards printed on both sides, the externally visible side has to be defined (please mark on the films outside of the area to be printed).

### Processing specification:

The perforation stitches have to be in a ratio of 2:4 and can be tolerated in direction 1:1 (see drawing).

