

5. Packaging Services

5.6 Packaging Specifications

Booklet for AMARAY STYLE BOX

Automatic Assembly

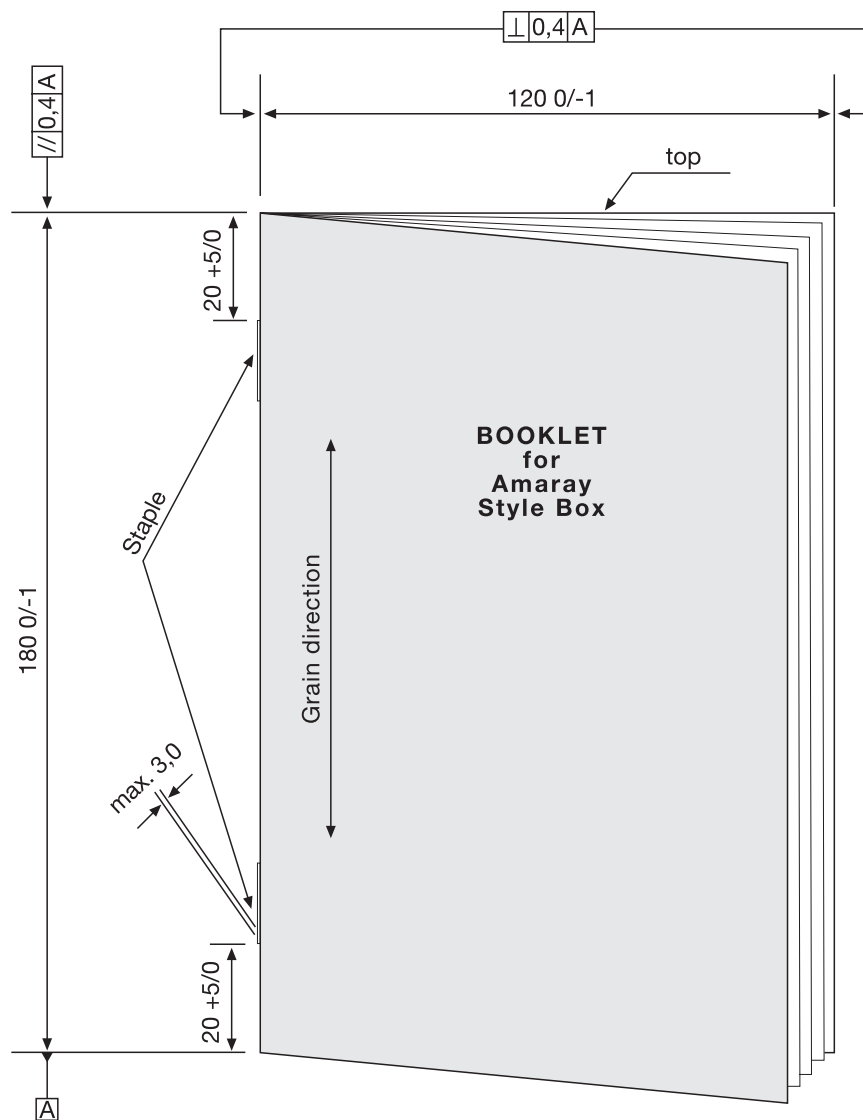
Note: only Booklets which are closed on the LEFT side (see drawing), can be assembled automatically.

Max. Thickness of all Booklets: 3 mm – 55 pages for stitched Booklets

– 68 pages for perfect bound Booklets

For **Manual Assembly** max. a 88 page perfect bound booklet is possible to set in a DVD single Box.

Max. Thickness of all Booklets for 2 CD-Box: 2,5 mm (36 Pages)



All dimensions in mm

Paper:

- chlorine-free
- wood-free
- glossy double-coated on both sides
- white art paper

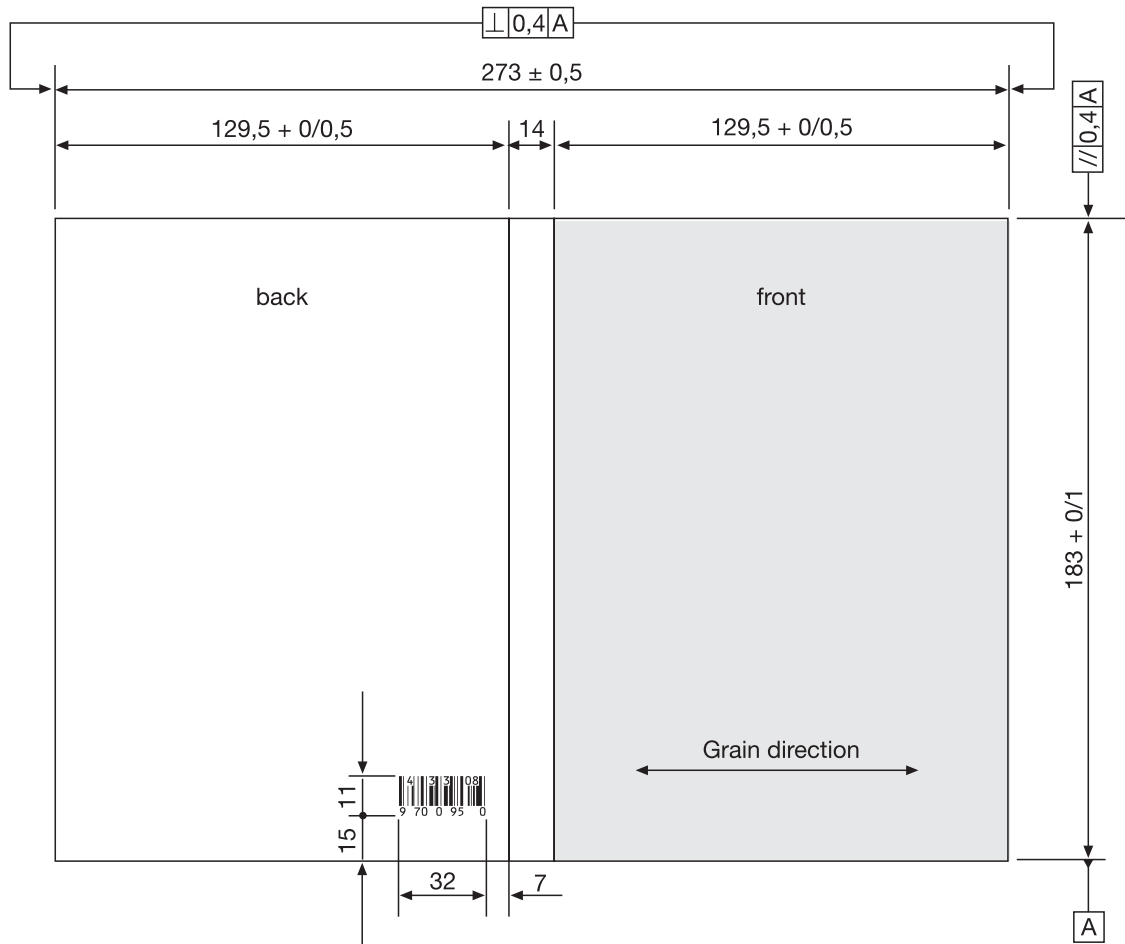
Cover page:

- min 150 g/m² – 170 g/m²

Condition at time of supply:

- upright in carton box (see fig. page 53)

Packaging Specifications: Inlay Sheet for AMARAY STYLE BOX



All dimensions in mm

Paper:

- chlorine-free
- wood-free
- glossy double-coated on both sides
- white art paper

Paper weight:

- 170 g/m²

Condition at time of supply: • flat in carton box (see fig. page 53)

Note: With inlay cards printed on both sides, the externally visible side has to be defined (please mark on the films outside of the area to be printed).

5. Packaging Services

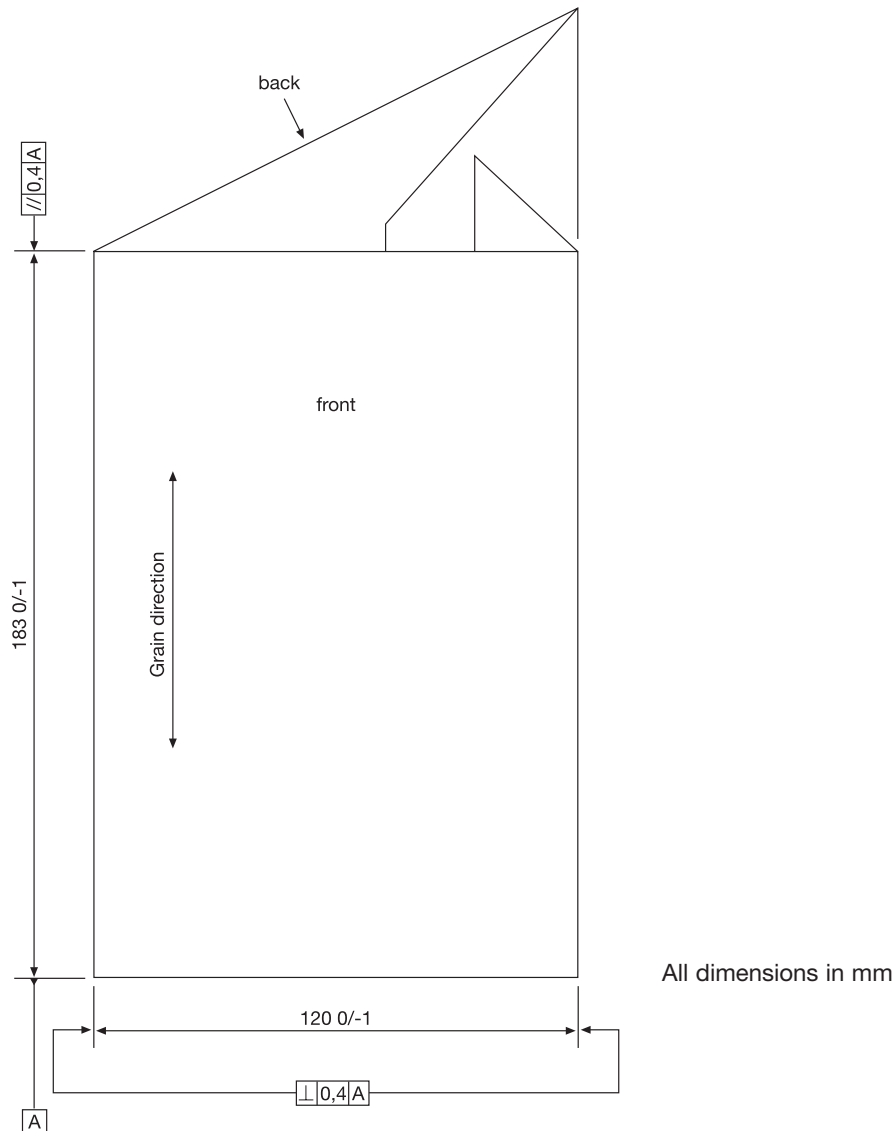
5.6 Packaging Specifications

FOLDED BOOKLET for AMARAY STYLE BOX

Automatic Assembly

Note: only Booklets which are closed on the LEFT side (see drawing), can be assembled automatically.

preferred: ALTAR Fold



Paper:

- chlorine-free
- wood-free
- glossy double-coated on both sides
- white art paper

Cover page:

- min 150 g/m² – 170 g/m²

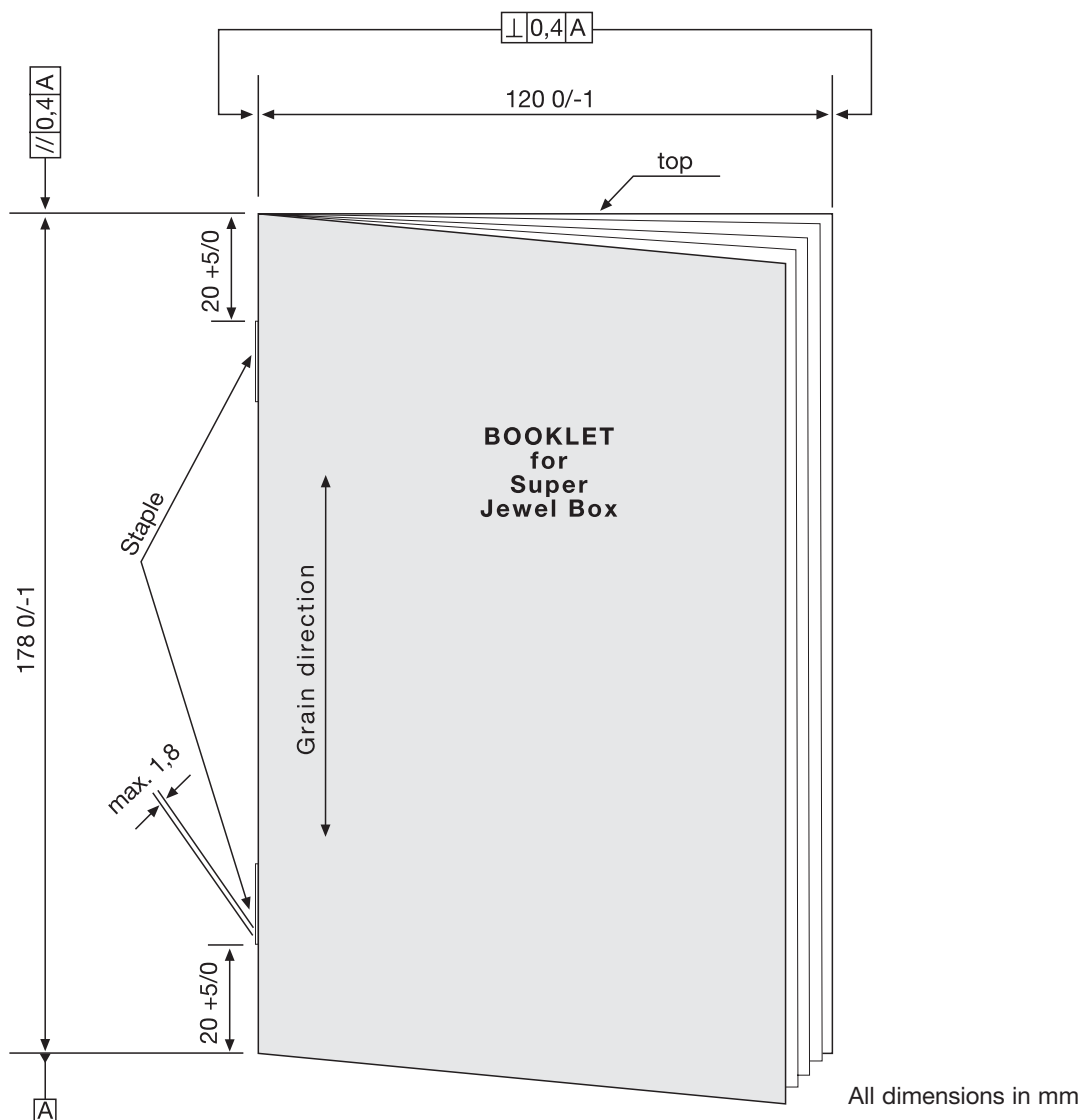
Condition at time of supply:

- upright in carton box (see fig. page 53)

5. Packaging Services

5.6 Packaging Specifications

Booklet for SUPER JEWEL BOX



Paper:

- chlorine-free
- wood-free
- glossy double-coated on both sides
- white art paper

Cover page:

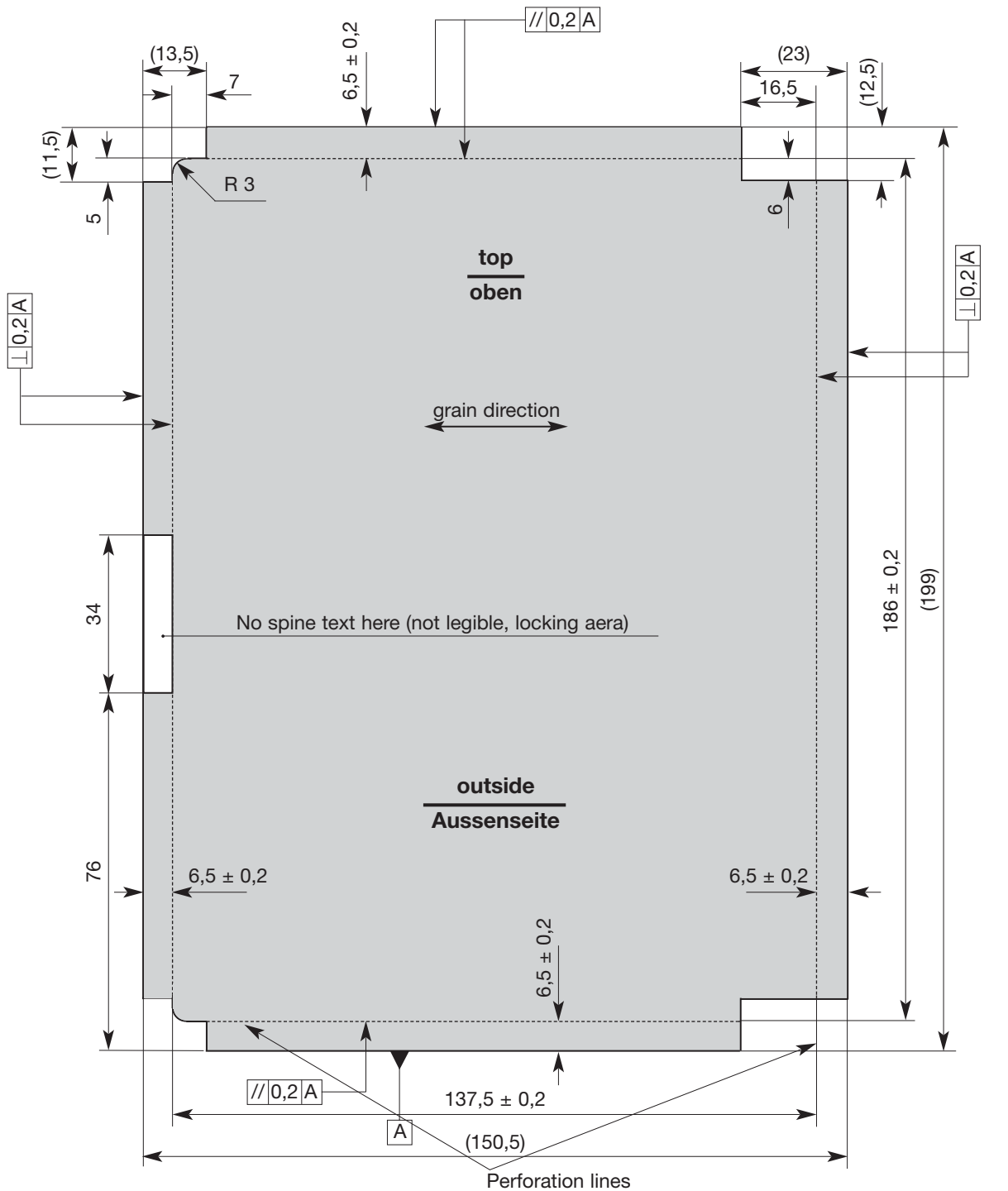
- min 150 g/m² – 170 g/m²

Condition at time of supply:

- upright in carton box (see fig. page 53)



Packaging Specifications: Inlay Card for SUPER JEWEL BOX



All dimensions in mm

Paper:

- chlorine-free
- wood-free
- glossy double-coated on both sides
- white art paper

Paper weight:

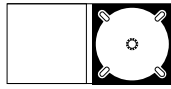
- 170 g/m²

Condition at time of supply: • flat in carton box (see fig. page 53)

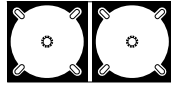
Note: With inlay cards printed on both sides, the externally visible side has to be defined (please mark on the films outside of the area to printed).

5. Packaging Services


Digipak Index



DAXXX2XX



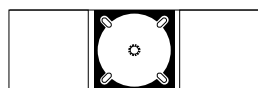
DAXXX12XX



DBXXX3XX



DBXXX3XA



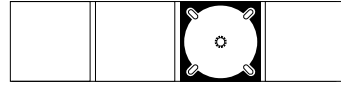
DBXXX2XX



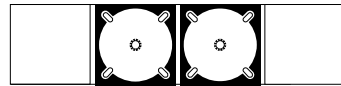
DBXXX13X



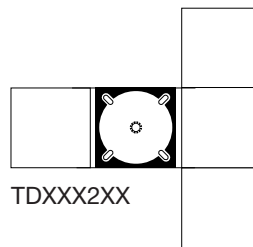
DCXXX4XX



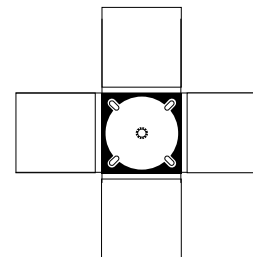
DCXXX3XX



DCXXX23X



TDXXX2XX



CDXXX2XX

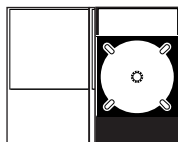
The Digipak, which consists of a compound of plastics and carton, requires hand packing.

Note:

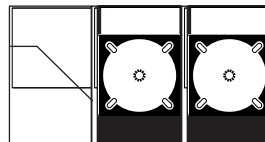
The DIGIPAK packaging format is patented.

If you have any questions, please ask your Customer Service contact, who will be pleased to provide information on the various special formats and their processing possibilities.

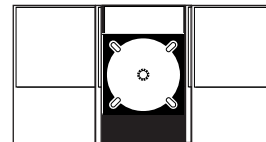
DVD Digipak Index



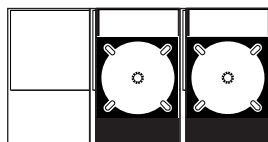
DVDAxxx2xx



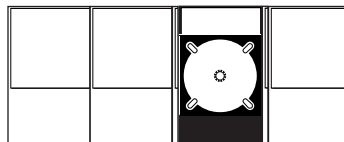
DVDB1x123x



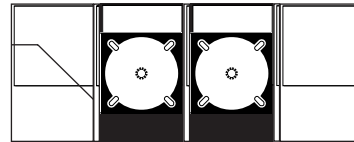
DVDBxxx2xx



DVDBxxx23x



DVDCxxx3xx



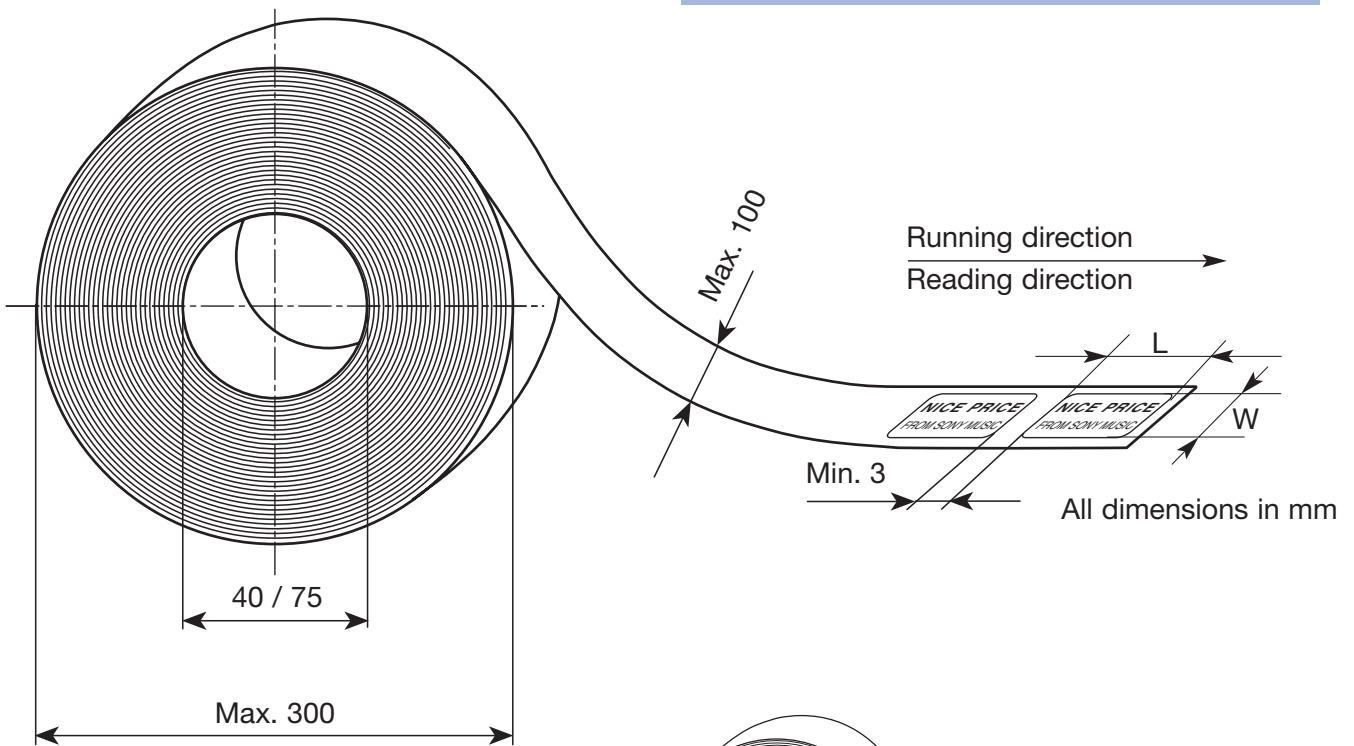
DVDC1x123x

Stickers

Stickers are processed as self-adhesive labels supplied on rolls.

- Possible core diameter: 40 or 75 mm
- Max. possible roll diameter: 300 mm
- Eliminate punching grid (do not leave on the roll).

- Distance between the stickers: At least 3 mm.
- Position stickers with letters or various print in unwinding direction, if application is to the upper side of the box.
- Punched paper base cannot be processed further.
- Repaired paperbase areas in the stickerroll are not allowed.
- Use the max. diameter of 300 mm in case of big amounts, and avoid splitting the sticker rolls.
- Stickers not complying with the standard cannot be processed by the machine and will increase costs considerably.
- Protect your stickers in a carton box during delivery.



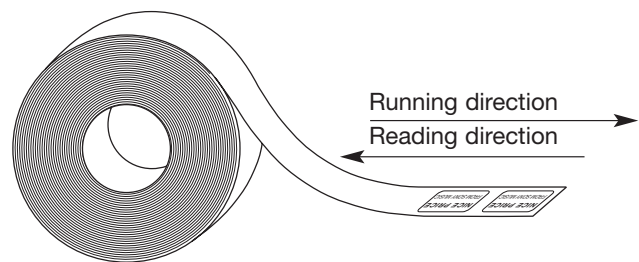
Positioning of the sticker

V = position of the sticker on the front side (V/. /.)

H = position of the sticker on the rear side (H/. /.)

Example: V/A1
 sticker on position A1/front side
 H/B/2
 sticker on position B2/rear side

Stickers can be processed automatically on the upper and lower side of the box. To indicate the desired position of the sticker on the box, please use the opposite diagram.



Arrangement of stickers on the roll for the lower side of the box.

Sticker sizes to be processed by machine:

min. L&W 15x10 or Ø 20 mm
 max. L&W 110x90 or Ø 90 mm

5. Packaging Services

Sticker - Packaging - Description

Product	Sticker position on product			Winding Orientation
Jewel Case Brilliant Box 2 Piece Box, PS1	Front Side	wrap/no wrap		4
	Back Side	manual stickering		3
			closure	2*
Carton Sleeve	open - at the right	Front Side		1
			shrink	2
		Back Side		2
	shrink		1	
	open - at the top			3
		shrink		4
		closure	1/4*	
Amaray Style Box	Front Side	wrap/no wrap		3
	Back Side	manual stickering		4
Papersleeve with flap			closure	3
				2
Manual packing				1
Digipak-DVD	Front Side	shrink/ no shrink		3
	Back Side	shrink/ no shrink		4
Disc Box Slider				3
Super Jewel Box				1

* The orientation of the sticker depends on the desired text orientation.

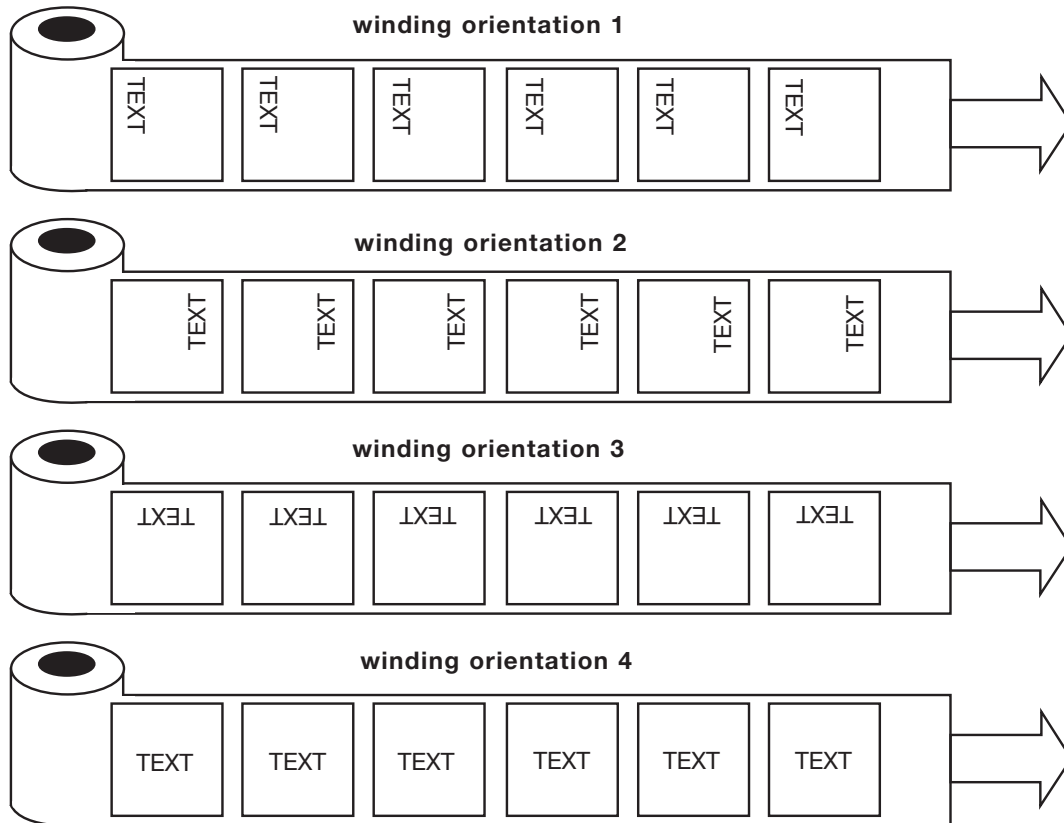
Sticker Position Jewel Case

	A	B	C	D
1	A1	B1	C1	D1
2	A2	B2	C2	D2
3	A3	B3	C3	D3
4	A4	B4	C4	D4

Sticker Position Amaray Style Boxes

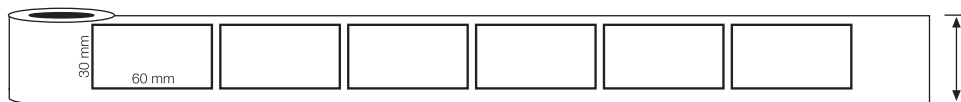
	A	B	C	D
1	A1	B1	C1	D1
2	A2	B2	C2	D2
3	A3	B3	C3	D3
4	A4	B4	C4	D4
5	A5	B5	C5	D5
6	A6	B6	C6	D6

Winding Orientation



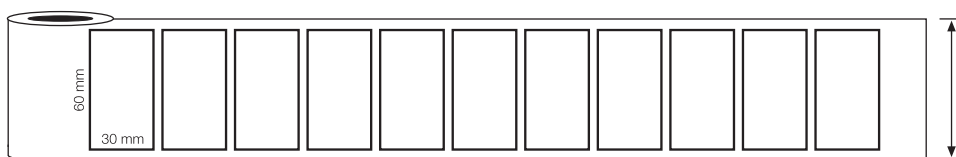
If you dimension your stickers, please provide the transversal length (=width) first and then the longitudinal length:

Example 1



Stickerdimension: 30 x 60 mm

Example 2



Stickerdimension: 60 x 30 mm

5. Packaging Services

Packaging of Supplied Printwork

When supplying ready-made printwork, please note the following items:

- Delivery according to agreement

The delivery of ready-made printwork should only be carried out following previous agreement with the Sony DADC Customer Service staff.

- Printwork delivery

Your printwork delivery must comply with the Sony DADC specifications (dimensions, paper type and thickness, catalogue number, bar code, designation of origin, perforation). Since packaging is carried out automatically, please note that non-compliance with the specifications causes unnecessary additional expenses and longer processing time.

Sony DADC reserves the right to charge additional fees caused by sorting, manual packaging, or the return of the goods delivered.

- Minimum quantity

The minimum quantity is 300. Due to start-up losses as well as possible waste, please add an additional 10% of printwork to your delivery, over and above the number of DVDs ordered by you.

- Different printwork

Different printwork (such as inlay cards and booklets, or various DVD titles) have to be delivered in separated cartons.

- Delivery in marked carton


If possible, delivery should be carried out in cartons (see drawing page 53) adequately marked (see label, sample carton).

- Delivery of stickers

Provide an adequate label on the carton (see sample). Furthermore, the general Sony DADC specifications for stickers (shall) apply.

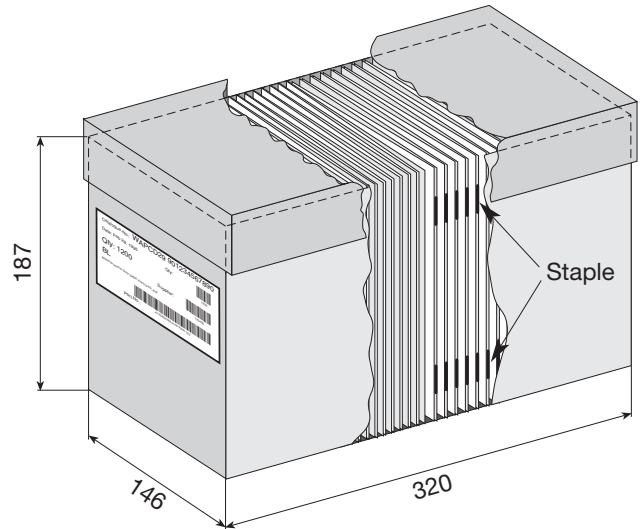
- Storage

In the case that you deliver more printwork than your DVD order and request storage, we ask you to consult Customer Service. Storage expenses will be settled monthly, according to the space required.



The ready-made printwork for Booklets for DVD-Boxes should be delivered as follows:

- upright (vertically)
- uniform orientation (title sheet always in one direction, or changing orientation in packs of 30-100 depending on number of pages)
- crash-proof multi-use carton
- carton marked – catalogue number, title, company name, type of printwork, order number, number of pieces



All dimensions in mm

The ready-made printwork for Inlay Sheets for DVD-Boxes should be delivered as follows:

- flat
- uniform orientation (printed side always on top)
- crash-proof multi-use carton
- carton marked – catalogue number, title, company name, type of printwork, order number, number of pieces

